



## RESEARCH LETTER

10.1002/2014GL061640

S. Liu and M. Chin contribute equally to this work.

## Key Points:

- Aerosols direct radiative forcing has negative impacts on heat fluxes
- Global mean soil moisture as well as the evaporative fraction has increased
- The direct radiative effects are more stronger in dense vegetation ecosystems

## Supporting Information:

- Readme
- Figure S1
- Figure S2
- Figure S3
- Table S1
- Table S2

## Correspondence to:

Q. Zhuang,  
qzhuang@purdue.edu

## Citation:

Liu, S., M. Chen, and Q. Zhuang (2014), Aerosol effects on global land surface energy fluxes during 2003–2010, *Geophys. Res. Lett.*, 41, doi:10.1002/2014GL061640.

Received 25 AUG 2014

Accepted 6 NOV 2014

Accepted article online 10 NOV 2014

## Aerosol effects on global land surface energy fluxes during 2003–2010

Shaoqing Liu<sup>1</sup>, Min Chen<sup>1,2</sup>, and Qianlai Zhuang<sup>1,3</sup>

<sup>1</sup>Department of Earth, Atmospheric, and Planetary Sciences, Purdue University, West Lafayette, Indiana, USA, <sup>2</sup>Now at Department of Organismic and Evolutionary Biology, Harvard University, Cambridge, Massachusetts, USA, <sup>3</sup>Department of Agronomy, Purdue University, West Lafayette, Indiana, USA

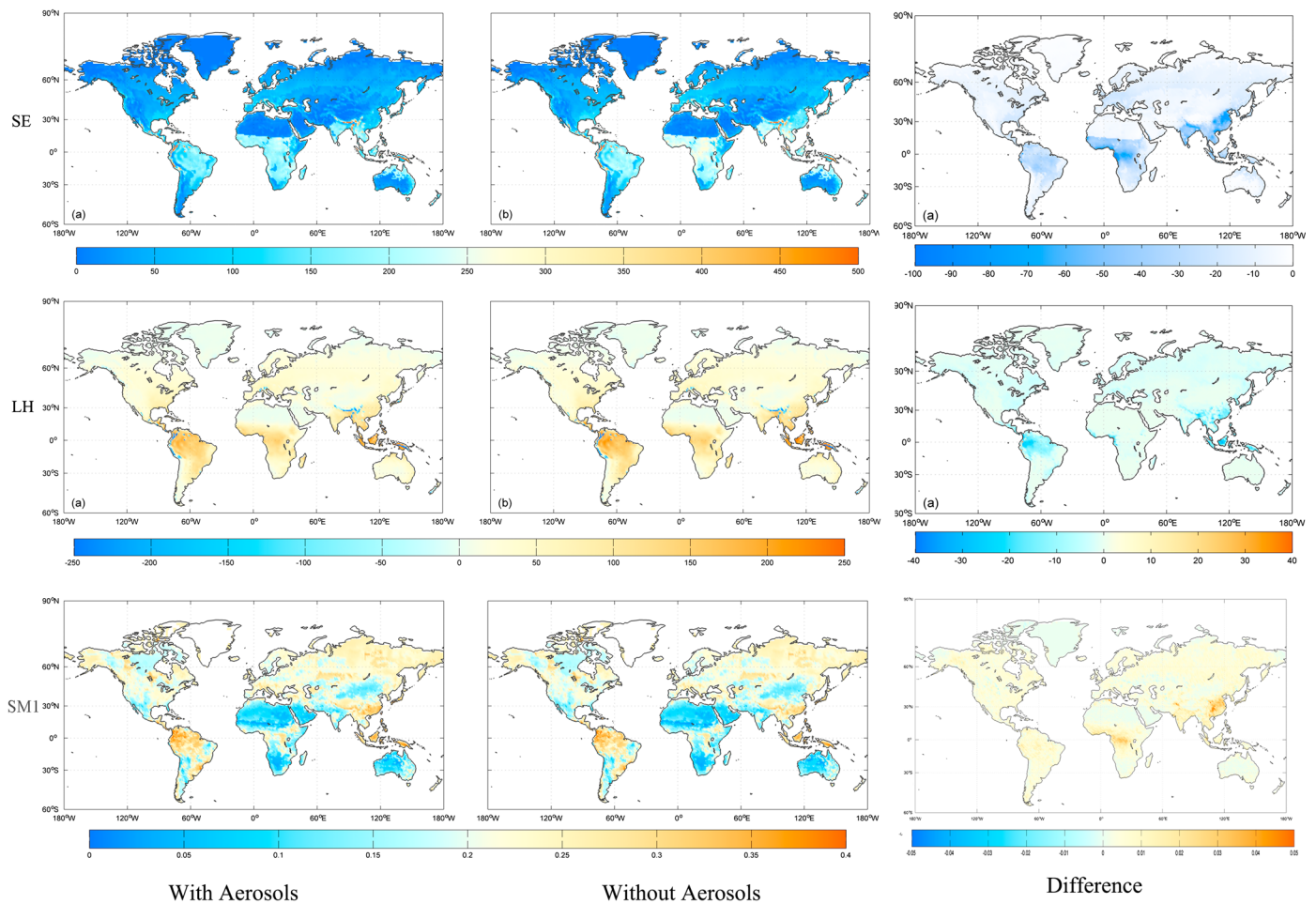
**Abstract** Aerosols affect downward solar radiation, impacting the terrestrial ecosystem carbon dynamics and energy budget. Here we apply a coupled modeling framework of a terrestrial ecosystem model and an atmospheric radiative transfer model to evaluate aerosol direct radiative effects on the surface heat fluxes of global terrestrial ecosystems during 2003–2010. We find that aerosol loadings decrease the mean latent heat flux by  $2.4 \text{ Wm}^{-2}$  (or evapotranspiration by 28 mm) and sensible heat flux by  $16 \text{ Wm}^{-2}$ . As a result, global mean soil moisture and water evaporative fraction have increased by 0.5% and 4%, respectively. Spatially, aerosol effects are significant in tropical forests and temperate broadleaf evergreen forests. This study is among the first quantifications of aerosols' effects on the heat fluxes of the global terrestrial ecosystems. The study further suggests that both direct and indirect aerosol radiative effects through aerosol-cloud interactions should be considered to quantify the energy budget of the global terrestrial ecosystems.

### 1. Introduction

The energy budget at the earth surface (with negligible storage by the canopy) is balanced by net radiation ( $R_n$ ), latent heat flux (LE), sensible heat flux (SH), and ground heat flux (G) [Wang and Dickinson, 2012]. Atmospheric aerosols have various levels of effects on the surface radiation and energy budget depending on their characteristics [Wang et al., 2009] and vertical distributions [Knapp et al., 2002; Sakaeda et al., 2011]. The microclimate in the terrestrial biosphere can be greatly influenced by the aerosol-induced changes in the solar radiation [Gu et al., 2003; Mercado et al., 2009]. Further, large aerosols' direct radiative effects on plant productivity have been suggested in numerous studies [Roderick et al., 2001; Gu et al., 2003; Niyogi et al., 2004; Oliveira et al., 2007; Chen and Zhuang, 2014]. On the one hand, aerosols can reduce the total downward solar radiation, negatively impacting plant productivity. On the other hand, aerosols can increase the diffuse radiation that reaches the land surface, enhancing the plant carbon uptake [e.g., Gu et al., 2003].

Plant carbon uptake and heat flux of ecosystems are closely related through photosynthesis [Law et al., 2002; Niyogi et al., 2009; Beer et al., 2010]. Some observational experiments have been attempted to study the aerosols' direct effects on the land surface energy flux at site levels [Wang et al., 2008; Steiner et al., 2013; Murthy et al., 2014], regional scales [Biggs et al., 2008], and even global scales [Roderick and Farquhar, 2002]. To date, modeling studies have focused their analyses on the aerosol effects on energy fluxes at local and regional scales [e.g., Quaas et al., 2004; Miller et al., 2004; Hohenegger and Vidale, 2005; Steiner and Chameides, 2005; Huang et al., 2007; Mallet et al., 2009; Pere et al., 2011]. These studies have shown that aerosols generally reduce the SH and LE, and the different responses to aerosol loadings depend on the canopy structure and leaf amount. However, there are few studies focusing on the aerosols' direct effects on the energy flux at the global scale. Although some global circulation models (GCMs) have been used to examine the aerosols' impact on current and future climate [Douville et al., 2002; Feichter et al., 2004; Hohenegger and Vidale, 2005], the aerosol data used are less accurate with coarse spatial resolution compared to continuous satellite measurements (e.g., the Moderate-Resolution Imaging Spectroradiometer, MODIS) [Chen and Zhuang, 2014]. In addition, since land surface energy balance involves both biophysical and biogeochemical processes, process-based models are needed to adequately analyze the aerosols' effects on the energy fluxes.

Here we conduct a global-scale study to understand the aerosols' radiative effects on terrestrial ecosystem heat fluxes using a process-based modeling approach. We first apply an atmospheric radiative transfer model [Chen et al., 2014] that uses MODIS-based global aerosol properties. We then integrate the model with a



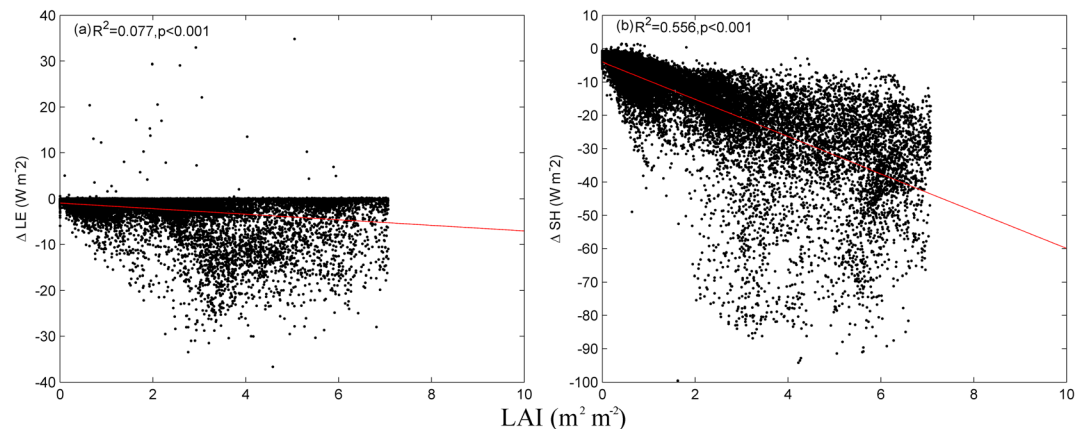
**Figure 1.** Comparison of global annual mean SH (first row), LE (second row) (Units:  $W m^{-2}$ ), and SM1 (third row) (Units:  $m^3/m^3$ ) in S0 (first column) and S1 (second column) from 2003 to 2010. The difference (third column) is calculated as S0 minus S1.

terrestrial ecosystem model (the integrated Terrestrial ecosystem model, iTem; *Chen, 2013; Chen and Zhuang, 2014*) to estimate aerosol direct radiative effects on the energy fluxes of the global terrestrial ecosystems. The affected sensible heat and latent heat fluxes are finally analyzed.

## 2. Method

### 2.1. The Modeling Framework

The modeling framework includes a two-broadband atmospheric radiative transfer model, which provides the estimation of the direct-beam and diffusive radiation in both visible and near-infrared light using the MODIS-based atmospheric profile parameters. The model is a combination of a clear-sky solar radiation model and a cloud transmittance model. It considers the major atmospheric radiative transfer processes such as Rayleigh scattering, well-mixed gas absorption, ozone and water vapor scattering, and aerosol extinction. The model does not simulate aerosol effects of each wavelength and directional scattering. Instead, it uses two Ångström turbidity coefficients and band-averaged aerosol optical depth, and it is carefully parameterized with a spectral radiation model to calculate the broadband aerosol transmittances. The use of MODIS-measured atmospheric parameters allows the model to provide accurate quantification of the downward solar radiation considering aerosols' effects. The modeling framework also includes the integrated Terrestrial ecosystem model (iTem) to quantify the changes of land surface energy fluxes of the global terrestrial ecosystems due to the aerosol direct radiative effects. The algorithms of key biophysical and biogeochemical processes in iTem are mainly developed based on the process-based Land Surface Model 1.0 (LSM 1.0) [*Bonan, 1996*] and the Terrestrial Ecosystem Model (TEM) [*McGuire et al., 1992; Raich et al., 1991; Zhuang et al., 2003*]. In iTem, the



**Figure 2.** Aerosol-induced changes of heat fluxes ((a) LE and (b) SH) at different leaf area index levels. The change is the difference between annual mean values of these variables of the S0 and S1 estimates.

canopy is modeled with a one-layer, two-big-leaf approach [Dai *et al.*, 2004], which diagnoses energy budget, leaf temperature, and photosynthesis separately for sunlit and shaded leaves. Canopy light penetration depends on the position of the sun and the area of sunlit and shaded leaves, which is based on leaf angle and the vegetation-specific canopy leaf distribution. The shaded leaves are assumed to only receive diffuse radiation including both sky diffuse radiation and the diffuse radiation produced by scattering of the direct-beam radiation. In contrast, the sunlit leaves receive both direct and diffuse radiation. Heat transfer, evapotranspiration, and photosynthesis are then simulated separately in sunlit and shaded leaves responding to the different radiation regimes to estimate energy and mass (e.g., carbon and water) budget. More technical details of iTem are documented in Chen [2013].

## 2.2. Modeling Experiments and Forcing Data

We use iTem to assess the aerosol direct effects on global surface energy fluxes with two sets of simulations. The first simulation (S0) uses transient solar radiation data estimated with the atmospheric radiative transfer model considering the aerosol loadings (The aerosols level is shown in Figure S1 in the supporting information). The second one (S1) uses the atmospheric radiative model estimated solar radiation data without considering the aerosol loadings. We focus our analysis on the simulated heat fluxes including latent heat flux (LE) and sensible heat flux (SH) as well as the first-layer soil moisture (SM1), which play an important role in water cycle and energy budget of terrestrial ecosystems.

iTem is applied at a spatial resolution of a  $1^\circ$  by  $1^\circ$  (longitude  $\times$  latitude) for the global land area except the Antarctic. The model is run at a 3-hourly time step for the period 2003–2010. Forcing data including the MODIS atmospheric products for driving the atmospheric radiative transfer model, the initial conditions, soil properties, and the plant distribution as well as the meteorological data are from Chen and Zhuang [2014].

## 3. Results and Discussion

Over the period of 2003–2010, the S0 estimates LE and SH of the global terrestrial ecosystems are  $43.60$  and  $79.57 \text{ W m}^{-2}$  (approximately  $18 \times 10^{22}$  and  $34 \times 10^{22} \text{ J yr}^{-1}$ ), respectively. The LE simulation results agree with estimates of  $65.00 \text{ W m}^{-2}$  [Jung *et al.*, 2011],  $37.34 \text{ W m}^{-2}$  [Yao *et al.*, 2014],  $38.50 \text{ W m}^{-2}$  [Trenberth *et al.*, 2009], and  $37\text{--}59 \text{ W m}^{-2}$  [Jiménez *et al.*, 2011]. The estimated SH is larger than  $27.00 \text{ W m}^{-2}$  reported by Trenberth *et al.* [2009],  $41.00 \text{ W m}^{-2}$  by Jung *et al.* [2011], and  $18\text{--}57 \text{ W m}^{-2}$  by Jiménez *et al.* [2011]. Without considering aerosol loadings, the S1 estimates higher LE and SH, which is  $46.00$  and  $95.26 \text{ W m}^{-2}$ , respectively. Due to the aerosol-induced change of LE, the global annual mean SM1 is 0.5% higher than that of S0. The above comparison suggests that the aerosols' direct radiative effects have a negative impact on the global heat fluxes and slightly increase soil moisture.

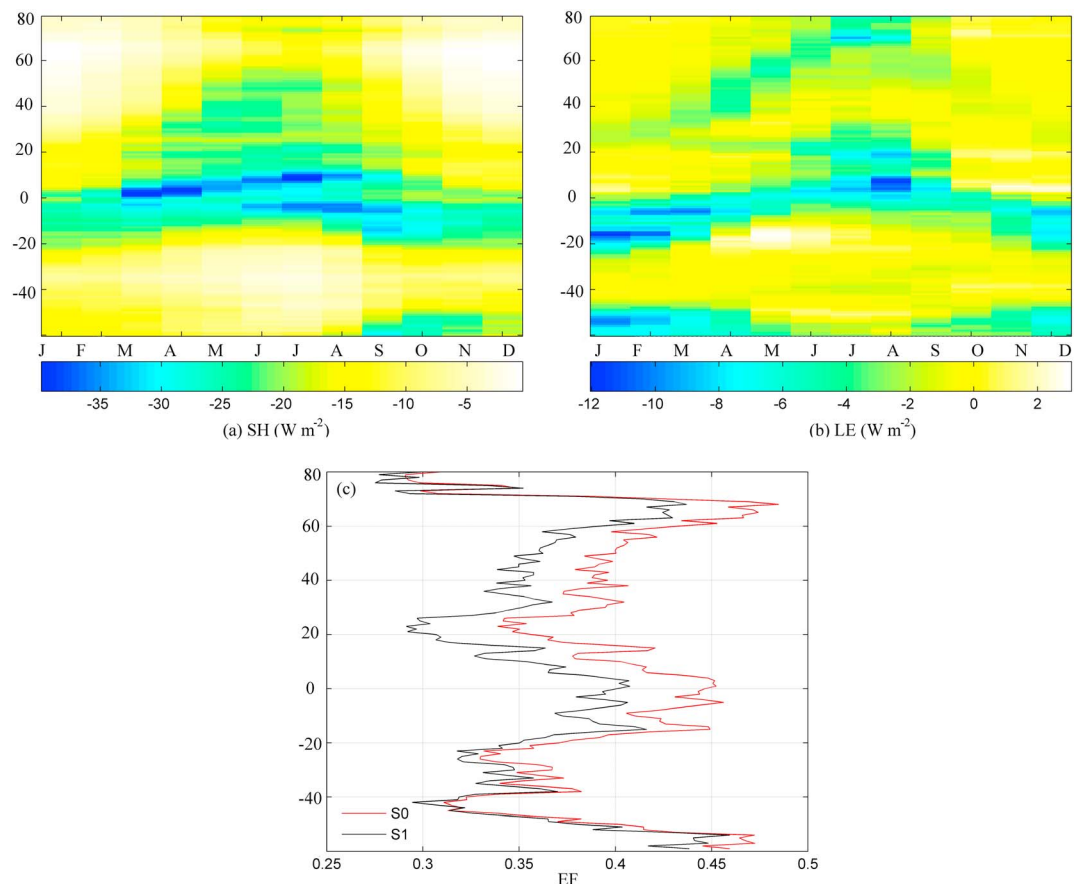
Over the period 2003–2010, the negative aerosol effects on terrestrial ecosystem LE and SH take place in vast areas of Central Africa, South, East Asia, and Amazon basin (Figure 1), reaching  $-40$  and  $-100 \text{ W m}^{-2}$ , respectively. The high aerosol loadings in these regions [Chen *et al.*, 2014] reduce the incoming solar

**Table 1.** Comparison of Annual Mean Heat Fluxes (LE and SH) and Surface Soil Moisture (SM1) During 2003–2010 for Each Vegetation Type<sup>a</sup>

Vegetation Type	LE ( $\text{W m}^{-2}$ )		SH ( $\text{W m}^{-2}$ )		SM1 ( $\text{m}^3/\text{m}^3$ )	
	S0	S1	S0	S1	S0	S1
Alpine tundra and polar deserts	-0.07	-0.01	-1.04	-0.66	5.91	5.91
Wet tundra	-0.76	0.09	0.56	2.41	18.76	18.58
Boreal forest	2.95	3.21	2.69	4.33	5.41	5.32
Temperate coniferous forest	0.07	1.19	8.92	11.37	10.29	10.13
Temperate deciduous forest	13.57	13.88	16.73	21.49	9.50	9.36
Grasslands	10.32	10.81	7.12	9.36	10.19	9.89
Xeric shrublands	8.19	9.37	3.38	4.78	11.46	10.96
Tropical forests	38.58	38.75	53.35	87.84	6.93	6.03
Xeric woodland	18.24	18.30	7.56	12.37	15.96	14.92
Temperate broadleaved	-51.33	-47.53	131.40	135.33	9.73	9.55
Evergreen forest						
Mediterranean shrublands	16.40	16.98	9.64	12.89	24.94	24.58

<sup>a</sup>Negative LE values mean that the water transforms from gas to liquid phase, and negative SH represents the heat conduction from the atmosphere to land surface.

radiation, cool land surface (Figure S2 in the supporting information) and soils, therefore inhibiting surface water transpiration and increasing SM1 by 2~5% in these areas. The temporal and spatial patterns of LE and SH differences in two simulations are associated with leaf area index (LAI). The aerosol-induced changes of LE and SH are positively correlated with LAI, which is consistent with previous studies (Figure 2; Niyogi *et al.*, 2004; Matsui *et al.*, 2008). The surface energy fluxes coupled with plant photosynthesis are highly influenced



**Figure 3.** Comparison of zonal mean seasonal (a) SH, (b) LE, and (c) EF averaged over the study period in S0 and S1. The difference is calculated as S0 minus S1.

by aerosol loadings in high-LAI ecosystems. The main differences between the two simulations occurred in tropical and subtropical ecosystems (Table 1), in which aerosols show the greatest impact on SH in tropical forests (with the relative difference  $((S0 - S1) / S1)$  of 39.3%) and LE in temperate broadleaved evergreen forests (with the relative difference  $((S0 - S1) / S1)$  of 7.9%).

The aerosols' effects on SH and LE show strong seasonal variations (Figures 3a and 3b). As for LE, the difference between the two simulations mainly occurs in lower latitudes ( $20^{\circ}\text{S} \sim 20^{\circ}\text{N}$ ), with the strongest effect in summer season at each hemisphere. The seasonal patterns of aerosols' effects on LE are generally consistent with ones of LAI or plant productivity in these regions. By contrast, the aerosols' effects on SH are mostly negative in fall at Southern Hemisphere and in spring and summer at Northern Hemisphere, which cannot be explained by the seasonal variation of LAI. We use the evaporative fraction (EF) ( $LE / [LE + SH]$ ) to examine the influence of aerosols on partitioning of the latitudinal energy fluxes (Figure 3c). EF is considered to be a constant during daytime hours [Wang *et al.*, 2008; Gentine *et al.*, 2011]. The EF in S0 is generally 4% higher than that in S1, and their differences are more obvious in Northern Hemisphere ( $0^{\circ}\text{N} \sim 60^{\circ}\text{N}$ ). This positive impact of aerosols' direct effects on EF agrees with the results based on site-level continuous ground measurements across the southern Great Plains from Wang *et al.* [2008], indicating that the relative contributions of the turbulent energy fluxes to surface energy budget were larger under aerosol loadings.

Our study is among the first to quantify the aerosols' effects on terrestrial surface energy fluxes at the global scale. The simulations agree with previous studies, indicating that aerosols decrease land surface heat fluxes and increase soil moisture. Regions with dense vegetation are more likely influenced by aerosol loadings. However, this study only considers the aerosols' direct radiative effects, but not the indirect effects caused by cloud-aerosol interactions [Twomey, 1977; Costantino and Bréon, 2010]. In addition, some aerosols may act as a source of nutrient for plants through atmospheric deposition of particulates to the Earth's surface [Mahowald *et al.*, 2005; Magnani *et al.*, 2007; Carslaw *et al.*, 2010], affecting plant growth, in turn, affecting energy fluxes of ecosystems. These effects have not been considered in this study either. Finally, this study has not differentiated aerosol types in quantifying their radiative effects. However, aerosol species varying across the globe could have different effects on earth surface energy fluxes and climate [Menon *et al.*, 2002; Martin *et al.*, 2010; Zhang *et al.*, 2009].

#### 4. Conclusion

A modeling framework of a terrestrial ecosystem model and an atmospheric radiative transfer model is used to evaluate aerosols' direct radiative effects on the heat fluxes of the global terrestrial ecosystems during 2003–2010. Model simulations indicate that aerosol loadings decrease the mean latent heat flux by  $2.4 \text{ Wm}^{-2}$  (or evapotranspiration by 28 mm) and sensible heat flux by  $16.0 \text{ Wm}^{-2}$ . As a result, global mean soil moisture and the evaporative fraction increased by 0.5% and 4.0%, respectively. Aerosol effects are significant in tropical and temperate broadleaf evergreen forests. This study is among the first to quantify aerosols' effects on the heat fluxes of the global terrestrial ecosystems. Our study further suggests that both direct and indirect aerosol radiative effects shall be considered in future energy budget quantifications for the global terrestrial ecosystems.

#### Acknowledgments

The model forcing data for this study are provided by the Land Surface Hydrology Research Group at Princeton University. This research is funded by NASA Land Use and Land Cover Change program (NASA-NNX09A126G to Q.Z.), Department of Energy (DE-FG02-08ER64599 to Q.Z.), National Science Foundation (NSF-102891 and NSF-0919331 to Q.Z.), NSF Carbon and Water in the Earth Program (NSF-0630319 to Q.Z.), and NSF CDI Type II project (IIS-1028291 to Q.Z.).

Geoffrey Tyndall thanks one anonymous reviewer for their assistance in evaluating this paper.

#### References

- Beer, C., M. Reichstein, E. Tomelleri, P. Ciais, M. Jung, N. Carvalhais, C. Rödenbeck, M. A. Arain, D. Baldocchi, and G. B. Bonan (2010), Terrestrial gross carbon dioxide uptake: global distribution and covariation with climate, *Science*, 329(5993), 834–838.
- Biggs, T. W., C. A. Scott, A. Gaur, J. P. Venot, T. Chase, and E. Lee (2008), Impacts of irrigation and anthropogenic aerosols on the water balance, heat fluxes, and surface temperature in a river basin, *Water Resour. Res.*, 44, W12415, doi:10.1029/2008WR006847.
- Bonan, G. B. (1996), Land surface model (LSM version 1.0) for ecological, hydrological, and atmospheric studies: Technical description and users guide, *NCAR Tech. Note NCAR/TN-417+STR*, 150 pp., Natl. Cent. for Atmos. Res., Boulder, Colo.
- Carslaw, K., O. Boucher, D. Spracklen, G. Mann, J. Rae, S. Woodward, and M. Kulmala (2010), A review of natural aerosol interactions and feedbacks within the Earth system, *Atmos. Chem. Phys.*, 10(4), 1701–1737.
- Chen, M. (2013), Evaluation of atmospheric aerosol and tropospheric ozone effects on global terrestrial ecosystem carbon dynamics, Proquest Digital Dissertations, Doctor of Philosophy Dep., Purdue Univ., West Lafayette, Ind.
- Chen, M., and Q. Zhuang (2014), Evaluating aerosol direct radiative effects on global terrestrial ecosystem carbon dynamics from 2003 to 2010, *Tellus B*, 66, 21808.
- Chen, M., Q. Zhuang, and Y. He (2014), An efficient method of estimating downward solar radiation based on the MODIS observations for the use of land surface modeling, *Remote Sens.*, 6(8), 7136–7157.
- Costantino, L., and F. M. Bréon (2010), Analysis of aerosol-cloud interaction from multi-sensor satellite observations, *Geophys. Res. Lett.*, 37, L11801, doi:10.1029/2009GL041828.

- Dai, Y., R. E. Dickinson, and Y.-P. Wang (2004), A two-big-leaf model for canopy temperature, photosynthesis, and stomatal conductance, *J. Clim.*, *17*(12), 2281–2299.
- Douville, H., F. Chauvin, S. Planton, J.-F. Royer, D. Salas-Melia, and S. Tyteca (2002), Sensitivity of the hydrological cycle to increasing amounts of greenhouse gases and aerosols, *Clim. Dyn.*, *20*(1), 45–68.
- Feichter, J., E. Roeckner, U. Lohmann, and B. Liepert (2004), Nonlinear aspects of the climate response to greenhouse gas and aerosol forcing, *J. Clim.*, *17*(12), 2384–2398.
- Gentine, P., D. Entekhabi, and J. Polcher (2011), The diurnal behavior of evaporative fraction in the soil-vegetation-atmospheric boundary layer continuum, *J. Hydrometeorol.*, *12*(6), 1530–1546.
- Gu, L., D. D. Baldocchi, S. C. Wofsy, J. W. Munger, J. J. Michalsky, S. P. Urbanski, and T. A. Boden (2003), Response of a deciduous forest to the Mount Pinatubo eruption: Enhanced photosynthesis, *Science*, *299*(5615), 2035–2038.
- Hohenegger, C., and P. L. Vidale (2005), Sensitivity of the European climate to aerosol forcing as simulated with a regional climate model, *J. Geophys. Res.*, *110*, D06201, doi:10.1029/2004JD005335.
- Huang, Y., W. L. Chameides, and R. E. Dickinson (2007), Direct and indirect effects of anthropogenic aerosols on regional precipitation over east Asia, *J. Geophys. Res.*, *112*, D03212, doi:10.1029/2006JD007114.
- Jiménez, C., C. Prigent, B. Mueller, S. Seneviratne, M. McCabe, E. Wood, W. Rossow, G. Balsamo, A. Betts, and P. Dirmeyer (2011), Global intercomparison of 12 land surface heat flux estimates, *J. Geophys. Res.*, *116*, D02102, doi:10.1029/2010JD014545.
- Jung, M., et al. (2011), Global patterns of land-atmosphere fluxes of carbon dioxide, latent heat, and sensible heat derived from eddy covariance, satellite, and meteorological observations, *J. Geophys. Res.*, *116*, G00J07, doi:10.1029/2010JG001566.
- Knapp, K. R., T. H. Vonder Haar, and Y. J. Kaufman (2002), Aerosol optical depth retrieval from GOES-8: Uncertainty study and retrieval validation over South America, *J. Geophys. Res.*, *107*(D7), 4055, doi:10.1029/2001JD000505.
- Law, B., E. Falge, L. V. Gu, D. Baldocchi, P. Bakwin, P. Berbigier, K. Davis, A. Dolman, M. Falk, and J. Fuentes (2002), Environmental controls over carbon dioxide and water vapor exchange of terrestrial vegetation, *Agr. Forest. Meteorol.*, *113*(1), 97–120.
- Magnani, F., M. Mencuccini, M. Borghetti, P. Berbigier, F. Berninger, S. Delzon, A. Grelle, P. Hari, P. G. Jarvis, and P. Kolari (2007), The human footprint in the carbon cycle of temperate and boreal forests, *Nature*, *447*(7146), 849–851.
- Mahowald, N. M., P. Artaxo, A. R. Baker, T. D. Jickells, G. S. Okin, J. T. Randerson, and A. R. Townsend (2005), Impacts of biomass burning emissions and land use change on Amazonian atmospheric phosphorus cycling and deposition, *Global Biogeochem. Cycles*, *19*, GB4030, doi:10.1029/2005GB002541.
- Mallet, M., P. Tulet, D. Serça, F. Solmon, O. Dubovik, J. Pelon, V. Pont, and O. Thouren (2009), Impact of dust aerosols on the radiative budget, surface heat fluxes, heating rate profiles and convective activity over West Africa during March 2006, *Atmos. Chem. Phys.*, *9*(18), 7143–7160.
- Martin, S., M. Andreae, D. Althausen, P. Artaxo, H. Baars, S. Borrmann, Q. Chen, D. Farmer, A. Guenther, and S. Gunthe (2010), An overview of the Amazonian Aerosol Characterization Experiment 2008 (AMAZE-08), *Atmos. Chem. Phys.*, *10*(23), 11,415–11,438.
- Matsui, T., A. Beltrán-Przekurat, D. Niyogi, R. A. Pielke, and M. Coughenour (2008), Aerosol light scattering effect on terrestrial plant productivity and energy fluxes over the eastern United States, *J. Geophys. Res.*, *113*, D14514, doi:10.1029/2007JD009658.
- McGuire, A. D., J. Melillo, L. Joyce, D. Kicklighter, A. Grace, B. Moore, and C. Vorosmarty (1992), Interactions between carbon and nitrogen dynamics in estimating net primary productivity for potential vegetation in North America, *Global Biogeochem. Cycles*, *6*(2), 101–124.
- Menon, S., J. Hansen, L. Nazarenko, and Y. Luo (2002), Climate effects of black carbon aerosols in China and India, *Science*, *297*(5590), 2250–2253.
- Mercado, L. M., N. Bellouin, S. Sitch, O. Boucher, C. Huntingford, M. Wild, and P. M. Cox (2009), Impact of changes in diffuse radiation on the global land carbon sink, *Nature*, *458*(7241), 1014–1017.
- Miller, R., I. Tegen, and J. Perlwitz (2004), Surface radiative forcing by soil dust aerosols and the hydrologic cycle, *J. Geophys. Res.*, *109*, D04203, doi:10.1029/2003JD004085.
- Murthy, B., R. Latha, M. Kumar, and N. Mahanti (2014), Effect of aerosols on evapo-transpiration, *Atmos. Environ.*, *89*, 109–118.
- Niyogi, D., H. I. Chang, V. Saxena, T. Holt, K. Alapaty, F. Booker, F. Chen, K. J. Davis, B. Holben, and T. Matsui (2004), Direct observations of the effects of aerosol loading on net ecosystem CO<sub>2</sub> exchanges over different landscapes, *Geophys. Res. Lett.*, *31*, L20506, doi:10.1029/2004GL020915.
- Niyogi, D., K. Alapaty, S. Raman, and F. Chen (2009), Development and evaluation of a coupled photosynthesis-based gas exchange evapotranspiration model (GEM) for mesoscale weather forecasting applications, *J. Appl. Meteorol. Climatol.*, *48*(2), 349–368.
- Oliveira, P. H., P. Artaxo, C. Pires, S. De Lucca, A. Procópio, B. Holben, J. Schafer, L. F. Cardoso, S. C. Wofsy, and H. R. Rocha (2007), The effects of biomass burning aerosols and clouds on the CO<sub>2</sub> flux in Amazonia, *Tellus B*, *59*(3), 338–349.
- Pere, J.-C., M. Mallet, V. Pont, and B. Bessagnet (2011), Impact of aerosol direct radiative forcing on the radiative budget, surface heat fluxes, and atmospheric dynamics during the heat wave of summer 2003 over western Europe: A modeling study, *J. Geophys. Res.*, *116*, D23119, doi:10.1029/2011JD016240.
- Quaas, J., O. Boucher, J.-L. Dufresne, and H. Le Treut (2004), Impacts of greenhouse gases and aerosol direct and indirect effects on clouds and radiation in atmospheric GCM simulations of the 1930–1989 period, *Clim. Dyn.*, *23*(7–8), 779–789.
- Raich, J., E. Rastetter, J. Melillo, D. Kicklighter, P. Steudler, B. Peterson, A. Grace, B. Moore, and C. Vorosmarty (1991), Potential net primary productivity in South America: application of a global model, *Ecol. Appl.*, *1*, 399–429.
- Roderick, M. L., and G. D. Farquhar (2002), The cause of decreased pan evaporation over the past 50 years, *Science*, *298*(5597), 1410–1411.
- Roderick, M. L., G. D. Farquhar, S. L. Berry, and I. R. Noble (2001), On the direct effect of clouds and atmospheric particles on the productivity and structure of vegetation, *Oecologia*, *129*(1), 21–30.
- Sakaeda, N., R. Wood, and P. J. Rasch (2011), Direct and semidirect aerosol effects of southern African biomass burning aerosol, *J. Geophys. Res.*, *116*, D12205, doi:10.1029/2010JD015540.
- Steiner, A. L., and W. Chameides (2005), Aerosol-induced thermal effects increase modelled terrestrial photosynthesis and transpiration, *Tellus B*, *57*(5), 404–411.
- Steiner, A. L., D. Mermelstein, S. J. Cheng, T. E. Twine, and A. Oliphant (2013), Observed impact of atmospheric aerosols on the surface energy budget, *Earth Interact.*, *17*(14), 1–22, doi:10.1175/2013EI000523.1.
- Trenberth, K. E., J. T. Fasullo, and J. Kiehl (2009), Earth's global energy budget, *Bull. Am. Meteorol. Soc.*, *90*(3), 311–323.
- Twomey, S. (1977), The influence of pollution on the shortwave albedo of clouds, *J. Atmos. Sci.*, *34*(7), 1149–1152.
- Wang, K., and R. E. Dickinson (2012), A review of global terrestrial evapotranspiration: Observation, modeling, climatology, and climatic variability, *Rev. Geophys.*, *50*, RG2005, doi:10.1029/2011RG000373.
- Wang, K., R. E. Dickinson, and S. Liang (2008), Observational evidence on the effects of clouds and aerosols on net ecosystem exchange and evapotranspiration, *Geophys. Res. Lett.*, *35*, L10401, doi:10.1029/2008GL034167.

- Wang, P., W. H. Knap, P. Kuipers Munneke, and P. Stammes (2009), Clear-sky shortwave radiative closure for the Cabauw Baseline Surface Radiation Network site, Netherlands, *J. Geophys. Res.*, *114*, D14206, doi:10.1029/2009JD011978.
- Yao, Y., S. Liang, X. Li, Y. Hong, J. B. Fisher, N. Zhang, J. Chen, J. Cheng, S. Zhao, and X. Zhang (2014), Bayesian multimodel estimation of global terrestrial latent heat flux from eddy covariance, meteorological, and satellite observations, *J. Geophys. Res. Atmos.*, *119*, 4521–4545.
- Zhang, Q., D. G. Streets, G. R. Carmichael, K. He, H. Huo, A. Kannari, Z. Klimont, I. Park, S. Reddy, and J. Fu (2009), Asian emissions in 2006 for the NASA INTEX-B mission, *Atmos. Chem. Phys.*, *9*(14), 5131–5153.
- Zhuang, Q., A. McGuire, J. Melillo, J. Clein, R. Dargaville, D. Kicklighter, R. Myneni, J. Dong, V. Romanovsky, and J. Harden (2003), Carbon cycling in extratropical terrestrial ecosystems of the Northern Hemisphere during the 20th century: A modeling analysis of the influences of soil thermal dynamics, *Tellus B*, *55*(3), 751–776.